

Official Canvass Certification Data

Cuyahoga County, Ohio

February 8, 2011 Special Election

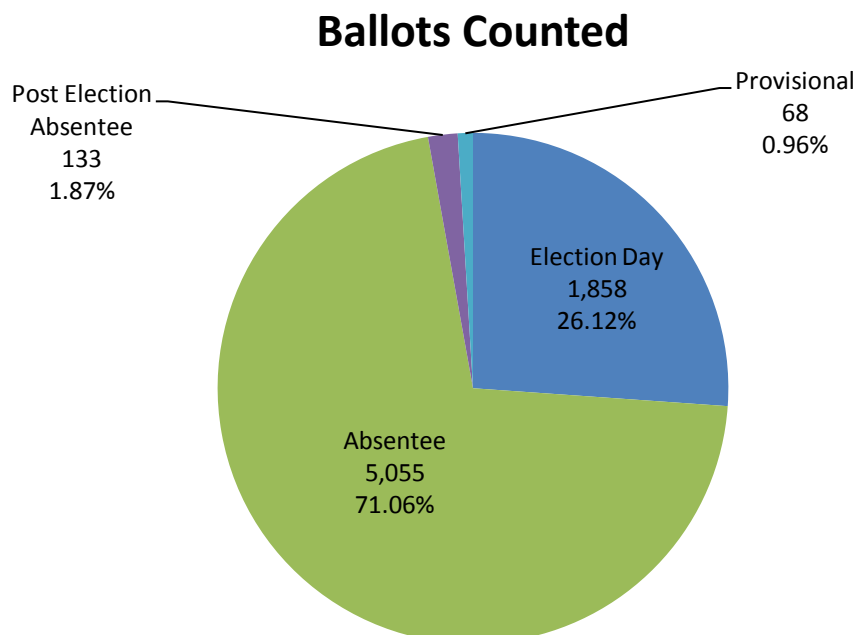
FINAL RESULTS

Final Election Results for the February 8, 2011 Special Election are attached in the Election Summary Report.

SUMMARY OF OFFICIAL COUNT

A total of 7,114 ballots were counted during the Official Canvass.

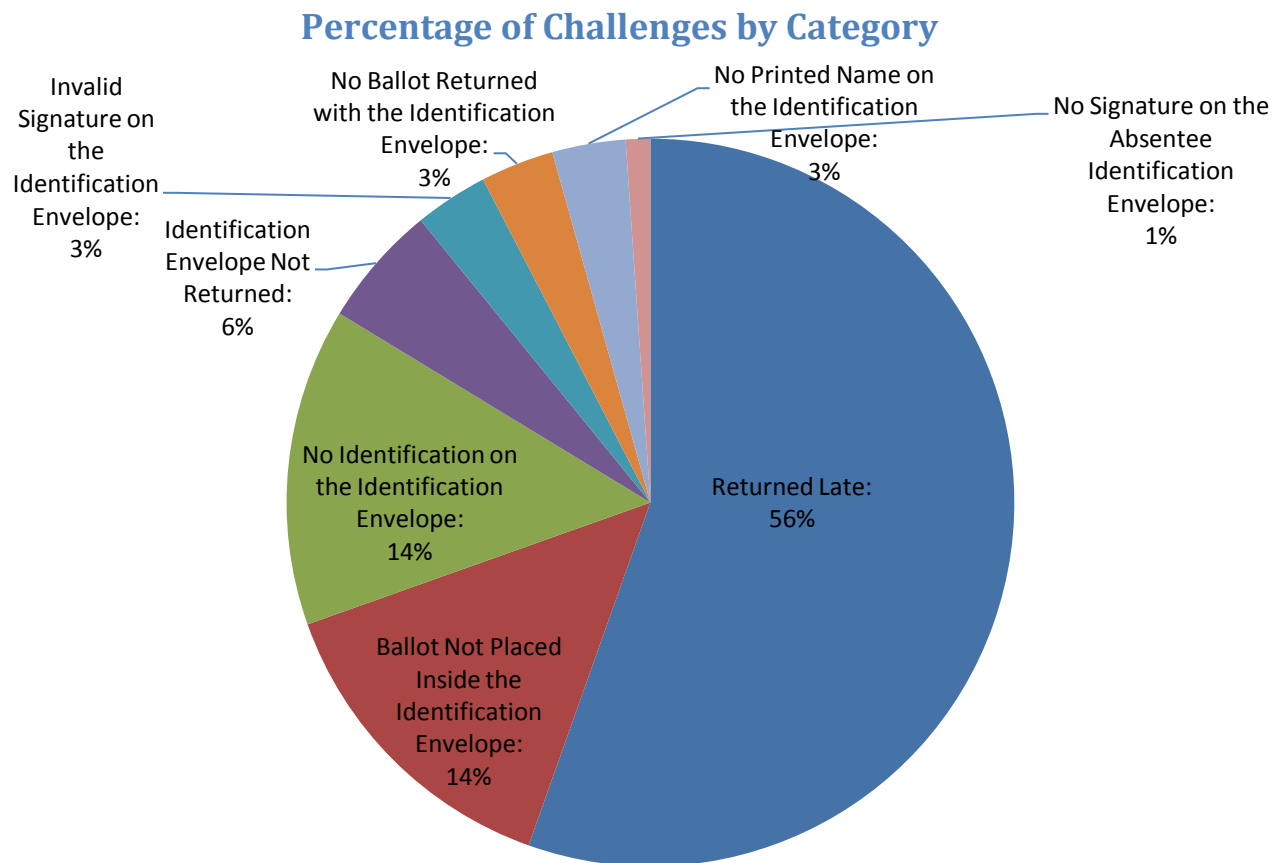
	Ballots Counted	%
Election Day	1,858	26.12%
Post Election Day	0	0.00%
Absentee	5,055	71.06%
Post Election Absentee	133	1.87%
Provisional	68	0.96%
Total Ballots Counted	7,114	



ABSENTEE VOTING SUMMARY

A total of 5,950 voters requested a Vote by Mail/Absentee Ballot. Of those requests, 5,279 ballots were returned (88.7%). The Ballot Department counted 5,188 (87.1%) Vote by Mail/Absentee Ballots, the remaining 92 were challenged for the reasons listed below.

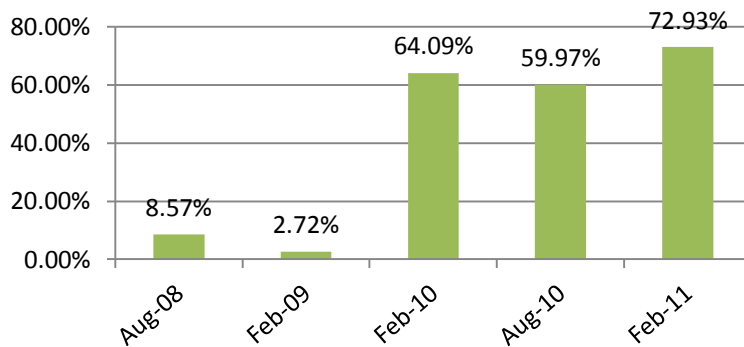
Description	Total
Returned Late:	51
Ballot Not Placed Inside the Identification Envelope:	13
No Identification on the Identification Envelope:	13
Identification Envelope Not Returned:	5
Invalid Signature on the Identification Envelope:	3
No Ballot Returned with the Identification Envelope:	3
No Printed Name on the Identification Envelope:	3
No Signature on the Absentee Identification Envelope:	1
Total number of Absentee ballots challenged:	92



Historical Absentee Data

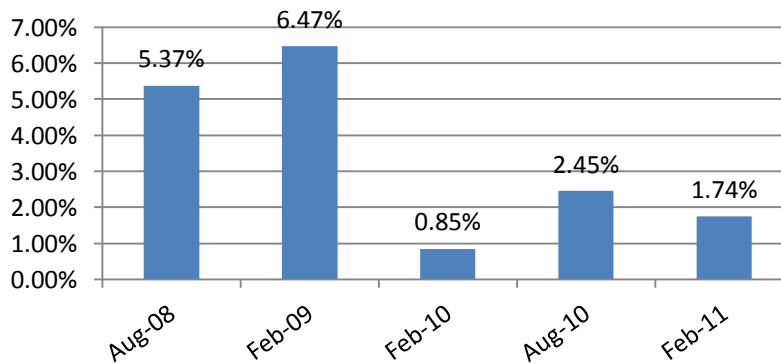
	Aug-08	Feb-09	Feb-10	Aug-10	Feb-11
TOTAL BALLOTS COUNTED	6,783	5,843	8,000	11,749	7,114
TOTAL ABSENTEE BALLOTS COUNTED	581	159	5,127	7,046	5,188
TOTAL BALLOTS CHALLENGED	33	11	44	177	92
BALLOTS CHALLENGED FOR RETURNING LATE	26	5	27	80	51
% CHALLENGED OF ABSENTEE BALLOTS CAST	5.37%	6.47%	0.85%	2.45%	1.74%
% CHALLENGED NOT INCLUDING LATE	1.14%	3.53%	0.33%	1.34%	0.78%

ABSENTEE VOTING TREND



The above graph illustrates the number of Absentee Ballots counted in comparison to the total number of all ballots counted for previous Special Elections.

CHALLENGE RATE



The above graph illustrates the number of Absentee Ballots challenged in comparison to the total number of Absentee Ballots returned to the Board of Elections for previous Special Elections.

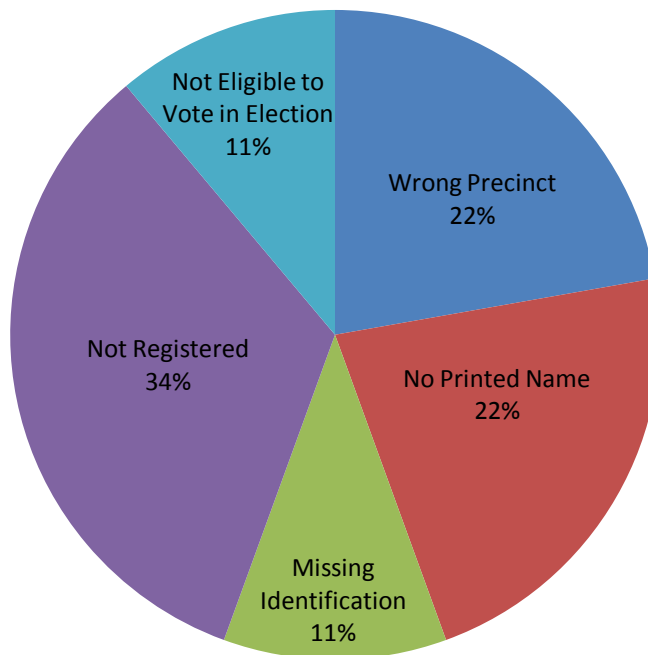
PROVISIONAL VOTING SUMMARY

A total of 77 Provisional Ballots were cast in house and on Election Day. Of those Provisional Ballots cast, the Ballot Department counted 68. The remaining 9 were rejected for the following reasons.

Wrong Precinct	2*
No Printed Name	2
Missing Identification	1
Not Registered	3
Ineligible to Vote in Election	1

*Correct Location/Wrong Precinct = 2

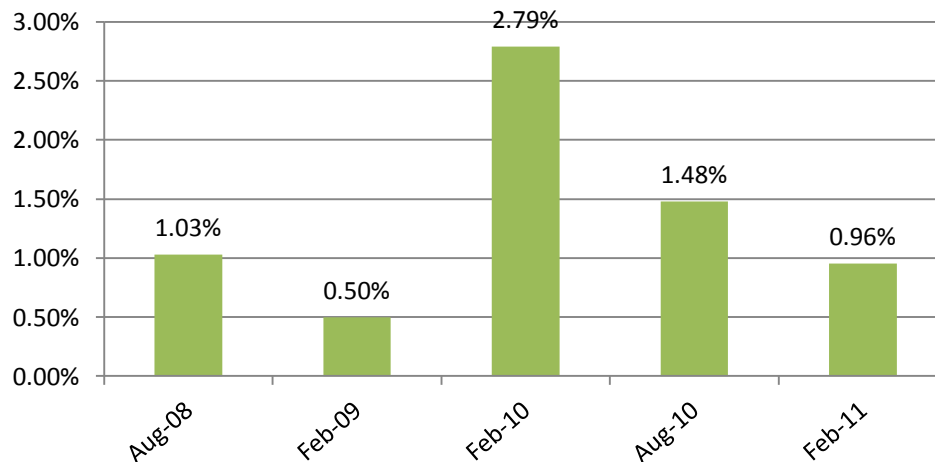
Percentage of Rejections by Category



Historical Provisional Data

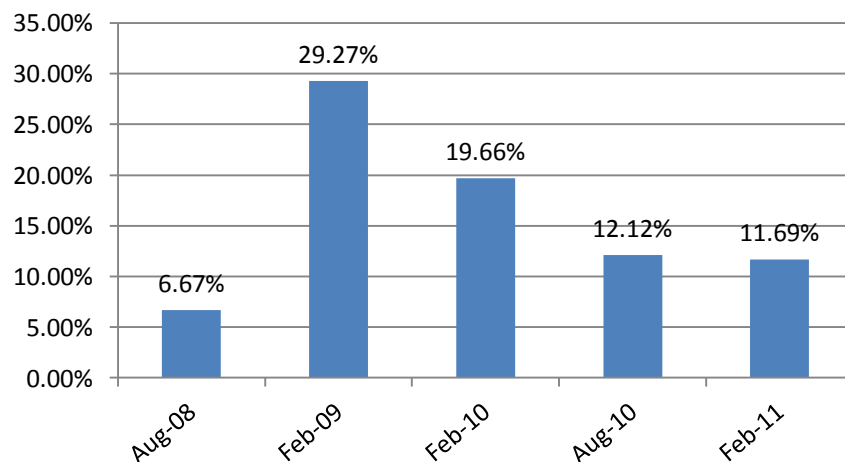
	Aug-08	Feb-09	Feb-10	Aug-10	Feb-11
TOTAL BALLOTS COUNTED	6,783	5,843	5,127	11,749	7,114
PROVISIONAL BALLOTS CAST	75	41	178	198	77
PROVISIONALS COUNTED	70	29	143	174	68
PROVISIONAL BALLOTS REJECTED	5	12	35	24	9
% REJECTED OF PROVISIONAL BALLOTS CAST	6.67%	29.27%	19.66%	12.12%	11.69%
% OF TOTAL BALLOTS COUNTED	1.03%	0.50%	2.79%	1.48%	0.96%

PROVISIONAL VOTING TREND



The above graph illustrates the number of Provisional Ballots counted in comparison to the total number of all ballots counted for previous Special Elections.

REJECTION RATE



The above graph illustrates the number of invalid Provisional Ballots received in comparison to the total number of Provisional Ballots cast for previous Special Elections.

BALLOT RE-MAKES

A total of 16 ballots were remade in accordance with the CCBOE Remake Procedure approved by the Board on August 24, 2010. During the Unofficial Canvass we processed 15 remakes; the remaining remake was processed during the Official Canvass. A breakdown by category is below:

1 - Ripped or torn ballot.	12
2 - One oval is dark and another oval is lightly marked.	1
3 - One choice is crossed out, the intent is clear.	1
12 - Green ink was used to fill in an oval(s).	2

RECOUNTS

There are no automatic recounts for this election. The deadline for a requested recount is Monday, March 7, 2011.

OVER-VOTES

A total of 2 over-voted races were recorded in this Special Election. This is a 0.03% over-vote rate.

DOUBLE-VOTING

There were no instances of double voting in this election.

POLL BOOK JUSTIFICATION AND BALLOT RECONCILIATION

The number of signatures equals the number of Election Day ballots cast in each of the 25 precincts this election. The number of the ballots cast is also equivalent to the number of ballots issued.